

WOOD COUNTY, TEXAS
COMBINED STATEMENT OF CASH ACCOUNTS ACTIVITY
FOR THE MONTH ENDING AUGUST 31, 2020



FILED FOR RECORD
 2020 DEC 15 PM 2:58
 CLERK WOOD CO TX

FUND CODE	FUND NAME	CASH BALANCE	RECEIPTS		DISBURSEMENTS		TRANSFER	Net Change	CASH BALANCE
		7/31/2020				IN(OUT)	08/31/2020		
BUDGETED FUNDS									
OPERATING FUNDS									
100	General	\$ 20,367,276.07	\$ 492,762.88	\$ (1,185,205.57)	\$ 6,129.28	\$ (686,313.41)	\$	\$ 19,680,962.66	
200	Road and Bridge Fund	5,238,521.63	117,330.02	(570,722.01)	26.46	(453,365.53)		4,785,156.10	
270	Tobacco Settlement Fund	105,613.97	0.00	0.00	0.00	0.00		105,613.97	
	Total Operating Funds	\$ 25,711,411.67	\$ 610,092.90	\$ (1,755,927.58)	\$ 6,155.74	\$ (1,139,678.94)		\$ 24,571,732.73	
SPECIAL REVENUE FUNDS									
230	CC-Records Mgmt. & Preservation	762,020.53	12,989.46	(20,267.71)	0.00	(7,278.25)		754,742.28	
231	General Records Mgmt. & Preservation	39,052.87	897.09	(54.95)	0.00	842.14		39,895.01	
232	CC-Records Archive Fee	540,486.26	12,343.96	0.00	0.00	12,343.96		552,830.22	
234	Courthouse Security	64,819.09	2,239.33	(109.90)	(1,750.00)	379.43		65,198.52	
235	Hotel and Motel Tax	216,368.29	24,406.32	(235.28)	0.00	24,171.04		240,539.33	
236	Child Welfare	8,268.43	2,974.92	(3,940.96)	0.00	(966.04)		7,302.39	
238	Crime Victims Services	5,759.08	5.14	0.00	0.00	5.14		5,764.22	
239	Justice Court Technology	66,013.33	614.40	(828.55)	0.00	(214.15)		65,799.18	
240	DC-Records Mgmt & Preservation	20,658.43	382.32	0.00	0.00	382.32		21,040.75	
241	JP Building Security Fee	9,697.11	174.17	(180.65)	0.00	(6.48)		9,690.63	
242	Elections Special	61,712.19	860.47	0.00	0.00	860.47		62,572.66	
243	Guardianship	61,667.29	535.26	0.00	0.00	535.26		62,202.55	
244	CC-Technology	8,350.63	42.55	0.00	0.00	42.55		8,393.18	
245	DC-Technology	20,483.88	226.27	0.00	0.00	226.27		20,710.15	
246	DC-Records Archive Fee	34,384.65	611.03	0.00	0.00	611.03		34,995.68	
247	DC-CT Records Preservation	34,524.81	135.82	0.00	0.00	135.82		34,660.63	
260	Law Library	68,047.75	1,611.56	(280.00)	0.00	1,331.56		69,379.31	
305	Constable Forfeiture	10.65	0.02	0.00	0.00	0.02		10.67	
402	Election - CARES Grant	48,391.86	43.03	0.00	(3,104.87)	(3,061.84)		45,330.02	
	Total Special Revenue Funds	\$ 2,070,717.13	\$ 61,093.12	\$ (25,898.00)	(\$4,854.87)	\$ 30,340.25		\$ 2,101,057.38	
OTHER FUNDS									
250	Right of Way	874,543.70	828.36	0.00	0.00	828.36		875,372.06	
281	Community Supervision & Corr.	366,592.30	23,441.93	(46,736.01)	0.00	(23,294.08)		343,298.22	
290	Juvenile Probation Department	8,326.95	21,155.50	(18,818.86)	(1,300.87)	1,035.77		9,362.72	
892	Historical Commission	54,227.36	76.03	(263.96)	0.00	(187.93)		54,039.43	
	Total Other Funds	\$ 1,303,690.31	\$ 45,501.82	\$ (65,818.83)	\$ (1,300.87)	\$ (21,617.88)		\$ 1,282,072.43	
	TOTAL BUDGETED FUNDS	\$ 29,085,819.11	\$ 716,687.84	\$ (1,847,644.41)	\$ 0.00	\$ (1,130,956.57)		27,954,862.54	
NON-BUDGETED AND NON-COUNTY FUNDS									
880	Treasurer's State Fees	332.55	29,039.82	0.00	0.00	29,039.82		29,372.37	
891	Payroll Fund	385,102.47	0.00	(7,958.34)	0.00	(7,958.34)		377,144.13	
999	Upper Sabine Valley Waste Mgmt	0.00	0.00	0.00	0.00	0.00		0.00	
	TOTAL NON-BUDGETED FUNDS	\$ 385,435.02	\$ 29,039.82	\$ (7,958.34)	\$ -	\$ 21,081.48		\$ 406,516.50	
	TOTAL CASH IN POOLED ACCOUNTS	\$ 29,471,254.13	\$ 745,727.66	\$ (1,855,602.75)	\$ 0.00	\$ (1,109,875.09)		\$ 28,361,379.04	
CASH IN BANK - POOLED CASH ACCOUNTS									
890	AP Pooled Cash	1,040,104.99	73.12	(775,787.54)	900,000.00	124,285.58		1,164,390.57	
890	Payroll Pooled Cash	839,988.63	47.04	(1,079,455.21)	1,100,000.00	20,591.63		860,580.46	
890	Deposits Pooled Cash	7,539,024.90	721,496.55	0.00	(2,598,163.14)	(1,876,666.59)		5,662,358.31	
890	CD Investments	14,962,270.30	21,137.01	0.00	2,200,026.00	2,221,163.01		17,183,433.31	
890	CD Non-Depository	496,120.00	0.00	0.00	0.00	0.00		496,120.00	
890	CDARS Investments	4,065,639.59	2,895.30	0.00	(1,601,862.86)	(1,598,967.56)		2,466,672.03	
890	TexPool Pooled Investments	523,445.72	78.64	0.00	0.00	78.64		523,524.36	
890	Jury Pooled Cash	4,660.00	0.00	(360.00)	0.00	(360.00)		4,300.00	
	TOTAL CASH IN BANK - POOLED CASH ACCOUNTS	\$ 29,471,254.13	\$ 745,727.66	\$ (1,855,602.75)	\$ 0.00	\$ (1,109,875.09)		\$ 28,361,379.04	

FILED FOR RECORD
 2020 DEC 15 PM 2:58
 KELLEY PRICE
 COUNTY CLERK, WOOD CO TX

PAGE 2: AUGUST 2020 MONTHLY REPORT

FUND		0.00					CASH BALANCE	
CODE	FUND NAME	7/31/2020	RECEIPTS	DISBURSEMENTS	TRANSFER IN/(OUT)	Net Change	08/31/2020	
CASH IN BANK - NON POOLED CASH ACCOUNTS - NON-BUDGETED, N								
BANKTEXAS ACCOUNTS								
200	Road & Bridge CD RRC Restricted	\$ 27,717.85	\$ 23.54	\$ 0.00	\$ 0.00	\$ 23.54	\$ 27,741.39	
233	Sheriff's Forfeiture Fund (Budgeted)	3,276.41	0.00	0.00	-	0.00	3,276.41	
401	Grant Fund	372,493.00	0.00	0.00	0.00	0.00	372,493.00	
601	Interest & Sinking	26,777.80	106.13	0.00	0.00	106.13	26,883.93	
895	Health Plan	290,253.56	216,184.16	(226,442.22)	266,975.53	256,717.47	546,971.03	
895	Health Plan CD	1,131,103.45	1,787.76	0.00	0.00	1,787.76	1,132,891.21	
895	Health Plan CDARS	266,944.08	31.45	0.00	(266,975.53)	(266,944.08)	0.00	
898	MRP/DPC Clearing	9,636.15	5,777.96	(2,647.02)	0.00	3,130.94	12,767.09	
	District Clerk Clearing	28,049.11	31,254.71	(29,688.11)	0.00	1,566.60	29,615.71	
	JP1 Clearing	10,469.00	7,311.50	(10,740.00)	0.00	(3,428.50)	7,040.50	
	JP2 Clearing	15,728.26	6,572.82	(15,976.76)	0.00	(9,403.94)	6,324.32	
	JP3 Clearing - CNB	3,714.00	2,739.34	(5,255.00)	0.00	(2,515.66)	1,198.34	
	JP4 Clearing	5,678.50	2,112.20	(5,268.50)	0.00	(3,156.30)	2,522.20	
	Treasurer's Credit Card	0.00	0.00	0.00	0.00	0.00	0.00	
	TOTAL BANKTEXAS - NON POOLED CASH ACCOUNTS	\$ 2,191,841.17	\$ 273,901.57	\$ (296,017.61)	\$ 0.00	\$ (22,116.04)	\$ 2,169,725.13	
TEXPOOL ACCOUNTS								
601	Interest & Sinking	38,076.29	5.75	0.00	0.00	5.75	38,082.04	
895	Health Plan	1,213.62	0.31	0.00	0.00	0.31	1,213.93	
	TOTAL TEXPOOL - NON POOLED CASH ACCOUNTS	\$ 39,289.91	\$ 6.06	\$ 0.00	\$ 0.00	\$ 6.06	\$ 39,295.97	
	TOTAL CASH IN BANK - NON POOLED CASH ACCOUNTS	\$ 2,231,131.08	\$ 273,907.63	\$ (296,017.61)	\$ 0.00	\$ (22,109.98)	\$ 2,209,021.10	
	TOTAL CASH IN BANK - ALL TREASURER'S ACCOUNTS	\$ 31,702,385.21	\$ 1,019,635.29	\$ (2,151,620.36)	\$ 0.00	\$ (1,131,985.07)	\$ 30,570,400.14	

Miscellaneous Information

Indebtedness as of 8/31/2020: \$0.00 Certificate of Obligation: None

RB Line of Credit-Railroad Commission \$25,000 CD Secured - Current Balance Available \$27,741

Bank Texas (including CDARS and ICS)

Non-Depository Investments

TexPool:

Total

\$ 29,511,459.81
 496,120.00
 562,820.33
 \$ 30,570,400.14 0.00

Bank Texas Interest Income: Interest Rate .00%-.11%

Certificates of Deposit: Interest Rates Varies

CDARS Interest Income

TexPool Interest Income: Interest Rate .18%

Total Interest Income

\$ 1,799.52
 22,948.31
 2,926.65
 84.70
 \$ 27,759.18 0.00

I, Becky S. Burford, County Treasurer, in and for the County of Wood, State of Texas, do hereby present the August 2020 Statement of Cash Accounts Activity, the attached Treasurer's Report of Cash Receipts and Disbursements, and the Report of Securities as true and correct statements, to the best of my knowledge, of accounts under the control of Wood County Treasurer and furthermore state that the fund balances are on deposit earning interest in accordance with the Wood County Investment Policy earning interest in accordance with the Wood County Depository Contract.

Becky S. Burford
 Becky S. Burford, Wood County Treasurer

Presented, examined, and accepted at the regular term of Commissioners Court on this the 15th day of December, 2020.

Lucy Hebron
 Lucy Hebron, County Judge

Virgil Holland, Jr.
 Virgil Holland, Jr., Commissioner Precinct 1


Jerry Gaskill
 Jerry Gaskill, Commissioner Precinct 2

Mike Simmons
 Mike Simmons, Commissioner Precinct 3

Russell Acker
 Russell Acker, Commissioner Precinct 4

Terri Sellars
 Terri Sellars, Auditor

ATTEST:
Kelley Price
 Kelley Price, County Clerk



**WOOD COUNTY, TEXAS
 RECAP OF FUNDS BY BANK ACCOUNTS
 FOR THE MONTH ENDING AUGUST 31, 2020**

FILED FOR RECORD
 2020 DEC 15 PM 2:58
 COUNTY CLERK, WOOD COUNTY, TEXAS

Fund	Beginning Cash Balance	M-T-D Receipts	M-T-D Disbursements	Transfers	Ending Balance	BankTexas Quitman	-----Allocation of Cash-----			Total Cash
							BankTexas CDARS	Non-Depository Banks	TexPool	
200 Road & Bridge CD Restricted	\$ 27,717.85	\$23.54	\$0.00	\$0.00	\$27,741.39	\$27,741.39	\$0.00	\$0.00	\$0.00	\$27,741.39
233 Sheriff Forfeiture Fund	3,276.41	\$0.00	\$0.00	\$0.00	3,276.41	3,276.41	0.00	0.00	0.00	3,276.41
401 Texas Comm. Dev. Program	372,493.00	\$0.00	\$0.00	\$0.00	372,493.00	372,493.00	0.00	0.00	0.00	372,493.00
601 Interest and Sinking	64,854.09	111.88	0.00	0.00	64,965.97	26,883.93	0.00	0.00	38,082.04	64,965.97
890 Pooled Funds	9,947,224.24	721,695.35	(1,855,602.75)	(598,163.14)	8,215,153.70	8,215,153.70	0.00	0.00	0.00	8,215,153.70
890 Pooled CDs	19,524,029.89	24,032.31	0.00	598,163.14	20,146,225.34	17,183,433.31	2,466,672.03	496,120.00	0.00	20,146,225.34
895 Health Plan Fund	291,467.18	216,184.47	(226,442.22)	266,975.53	548,184.96	546,971.03	0.00	0.00	1,213.93	548,184.96
895 Health Plan CDs	1,398,047.53	1,819.21	0.00	(266,975.53)	1,132,891.21	1,132,891.21	0.00	0.00	0.00	1,132,891.21
898 MRP/DPC Clearing	9,636.15	5,777.96	(2,647.02)	0.00	12,767.09	12,767.09	0.00	0.00	0.00	12,767.09
District Clerk Clearing	28,049.11	31,254.71	(29,688.11)	0.00	29,615.71	29,615.71	0.00	0.00	0.00	29,615.71
JP1 Clearing	10,469.00	7,311.50	(10,740.00)	0.00	7,040.50	7,040.50	0.00	0.00	0.00	7,040.50
JP2 Clearing	15,728.26	6,572.82	(15,976.76)	0.00	6,324.32	6,324.32	0.00	0.00	0.00	6,324.32
JP3 Clearing	3,714.00	2,739.34	(5,255.00)	0.00	1,198.34	1,198.34	0.00	0.00	0.00	1,198.34
JP4 Clearing	5,678.50	2,112.20	(5,268.50)	0.00	2,522.20	2,522.20	0.00	0.00	0.00	2,522.20
Treasurer's Credit Card	0.00	0.00	0.00	0.00	0.00	0.00	0.00	0.00	0.00	0.00
Grand Total	\$ 31,702,385.21	\$ 1,019,635.29	\$ (2,151,620.36)	\$ -	\$ 30,570,400.14	\$ 27,568,312.14	\$ 2,466,672.03	\$ 496,120.00	\$ 39,295.97	\$ 30,570,400.14
				(0.00)						

WOOD COUNTY, TEXAS
COMBINED STATEMENT OF CASH ACCOUNTS ACTIVITY
FOR THE YEAR-TO-DATE THROUGH AUGUST 31, 2020

FUND CODE	FUND NAME	PRIOR-YEAR		REVISED		RECEIPTS	DISBURSEMENTS	TRANSFER IN/(OUT)	Net Change	CASH BALANCE 8/31/2020
		CASH BALANCE 9/30/2019	RECLASSSES	CASH BALANCE 9/30/2019						
BUDGETED FUNDS										
OPERATING FUNDS										
100	General	\$ 17,643,914.94	\$ 22,646.27	\$ 17,666,561.21	\$ 17,466,319.07	\$ (15,500,664.73)	\$ 48,747.11	\$ 2,014,401.45	\$ 19,680,962.66	
200	Road and Bridge Fund	5,186,642.47	(21,719.82)	5,164,922.65	5,808,226.80	(6,187,469.24)	(524.11)	(379,766.55)	4,785,156.10	
270	Tobacco Settlement Fund	96,829.94	0.00	96,829.94	8,784.03	-	-	8,784.03	105,613.97	
	Total Operating Funds	\$ 22,927,387.35	\$ 926.45	\$ 22,928,313.80	\$ 23,283,329.90	\$ (21,688,133.97)	\$ 48,223.00	\$ 1,643,418.93	\$ 24,571,732.73	
SPECIAL REVENUE FUNDS										
230	CC-Records Mgmt. & Preservation	752,598.26	0.00	752,598.26	131,478.57	(129,334.55)	0.00	2,144.02	754,742.28	
231	General Records Mgmt. & Preservation	34,114.29	0.00	34,114.29	10,060.61	(4,279.89)	0.00	5,780.72	39,895.01	
232	CC-Records Archive Fee	429,502.14	0.00	429,502.14	123,328.08	0.00	0.00	123,328.08	552,830.22	
234	Courthouse Security	64,696.53	0.00	64,696.53	22,951.35	(3,199.36)	(19,250.00)	501.99	65,198.52	
235	Hotel and Motel Tax	195,650.75	(38.45)	195,612.30	114,370.09	(69,443.06)	0.00	44,927.03	240,539.33	
236	Child Welfare	5,522.70	0.00	5,522.70	11,139.84	(9,360.15)	0.00	1,779.69	7,302.39	
238	Crime Victims Services	5,523.96	0.00	5,523.96	268.32	(26.06)	0.00	240.26	5,764.22	
239	Justice Court Technology	70,441.62	(2,058.68)	68,382.94	7,591.84	(10,175.60)	0.00	(2,583.76)	65,799.18	
240	DC-Records Mgmt & Preservation	26,556.48	0.00	26,556.48	3,377.03	(8,892.76)	0.00	(5,515.73)	21,040.75	
241	JP Building Security Fee	26,354.99	2,058.68	28,413.67	1,965.37	(20,688.41)	0.00	(18,723.04)	9,690.63	
242	Elections Special	60,101.64	0.00	60,101.64	2,471.02	0.00	0.00	2,471.02	62,572.66	
243	Guardianship	56,987.44	0.00	56,987.44	5,215.11	0.00	0.00	5,215.11	62,202.55	
244	CC-Technology	7,631.55	0.00	7,631.55	761.63	0.00	0.00	761.63	8,393.18	
245	DC-Technology	17,805.12	0.00	17,805.12	2,905.03	0.00	0.00	2,905.03	20,710.15	
246	DC-Records Archive Fee	54,873.51	0.00	54,873.51	5,771.68	(25,649.51)	0.00	(19,877.83)	34,995.68	
247	DC-CT Records Preservation	32,780.01	0.00	32,780.01	1,880.62	0.00	0.00	1,880.62	34,660.63	
260	Law Library	56,894.32	0.00	56,894.32	15,564.99	(3,080.00)	0.00	12,484.99	69,379.31	
305	Constable Forfeiture	4,104.82	(838.00)	3,266.82	13.77	(3,931.32)	661.40	(3,256.15)	10.67	
402	Election - CARES Grant	10.62	0.00	10.62	48,434.89	0.00	(3,104.87)	45,330.02	45,330.02	
	Total Special Revenue Funds	\$ 1,902,150.75	\$ (876.45)	\$ 1,901,263.68	\$ 509,547.84	\$ (288,060.67)	(\$21,693.47)	199,793.70	\$ 2,101,057.38	
OTHER FUNDS										
250	Right of Way	863,490.68	0.00	863,490.68	11,881.38	0.00	0.00	11,881.38	875,372.06	
281	Community Supervision & Corr.	401,796.10	0.00	401,796.10	415,275.05	(473,910.81)	137.88	(58,497.88)	343,298.22	
290	Juvenile Probation Department	(6,501.09)	0.00	(6,501.09)	280,735.00	(263,570.32)	(1,300.87)	15,863.81	9,362.72	
892	Historical Commission	47,327.08	0.00	47,327.08	928.69	(4,216.34)	10,000.00	6,712.35	54,039.43	
	Total Other Funds	\$ 1,306,112.77	\$ -	\$ 1,306,112.77	\$ 708,820.12	\$ (741,697.47)	\$ 8,837.01	\$ (24,040.34)	\$ 1,282,072.43	
	TOTAL BUDGETED FUNDS	\$ 26,135,650.87	\$ 50.00	\$ 26,135,690.25	\$ 24,501,697.86	\$ (22,717,892.11)	\$ 35,366.54	\$ 1,819,172.29	\$ 27,954,862.54	
NON-BUDGETED AND NON-COUNTY FUNDS										
890	Treasurer's State Fees	70,725.78	(50.00)	70,675.78	323,862.34	(329,799.21)	(35,366.54)	(41,303.41)	29,372.37	
891	Payroll Fund	355,320.23	(1,140.57)	354,179.66	0.00	22,964.47	0.00	22,964.47	377,144.13	
999	Upper Sabine Valley Waste Mgmt	0.00	0.00	0.00	0.00	0.00	0.00	0.00	0.00	
	TOTAL NON-BUDGETED FUNDS	\$ 426,046.01	\$ (1,190.57)	\$ 424,855.44	\$ 323,862.34	\$ (306,834.74)	\$ (35,366.54)	\$ (18,338.94)	\$ 406,516.50	
	TOTAL CASH IN POOLED ACCOUNTS	\$ 26,561,696.88	\$ (1,140.57)	\$ 26,560,545.69	\$ 24,825,560.20	\$ (23,024,726.85)	\$ -	\$ 1,800,833.35	\$ 28,361,379.04	
CASH IN BANK - POOLED CASH ACCOUNTS										
890	AP Pooled Cash	1,505,476.94	0.00	1,505,476.94	10,857.90	(10,138,944.27)	9,787,000.00	(341,086.37)	1,164,390.57	
890	Payroll Pooled Cash	1,502,962.40	(1,140.57)	1,501,821.83	8,536.21	(12,874,777.58)	12,225,000.00	(641,241.37)	860,580.46	
890	Deposits Pooled Cash	8,755,215.92	0.00	8,755,215.92	24,504,407.50	(5.00)	(27,597,260.11)	(3,092,857.61)	5,662,358.31	
890	CD Investments	4,114,942.59	0.00	4,114,942.59	168,405.72	0.00	12,900,085.00	13,068,490.72	17,183,433.31	
890	CD Non-Depository	492,178.22	0.00	492,178.22	6,941.78	0.00	(3,000.00)	3,941.78	496,120.00	
890	CDARS Investments	8,682,910.47	0.00	8,682,910.47	105,446.45	0.00	(6,321,684.89)	(6,216,238.44)	2,466,672.03	
890	TexPool Pooled Investments	1,502,559.72	0.00	1,502,559.72	20,964.64	0.00	(1,000,000.00)	(979,035.36)	523,524.36	
890	Jury Pooled Cash	5,440.00	0.00	5,440.00	0.00	(11,000.00)	9,860.00	(1,140.00)	4,300.00	
	TOTAL CASH IN BANK - POOLED CASH ACCOUNTS	\$ 26,561,686.26	\$ (1,140.57)	\$ 26,560,545.69	\$ 24,825,560.20	\$ (23,024,726.85)	\$ 0.00	\$ 1,800,833.35	\$ 28,361,379.04	
								(0.00)		

FILED FOR RECORD
2020 DEC 15 PM 2:58
COUNTY CLERK, WOOD CO TX

FUND CODE	FUND NAME	PRIOR-YEAR		REVISED		RECEIPTS	DISBURSEMENTS	TRANSFER IN/(OUT)	Net Change	CASH BALANCE 8/31/2020
		CASH BALANCE 9/30/2019	RECLASSES	CASH BALANCE 10/01/2018						
CASH IN BANK - NON POOLED CASH ACCOUNTS - NON-BUDGE										
BANKTEXAS ACCOUNTS										
200	Road & Bridge CD RRC Restricted	\$ 27,299.82	\$ -	\$ 27,299.82	\$ 441.57	\$ -	\$ -	\$ -	\$ 441.57	\$ 27,741.39
233	Sheriff's Forfeiture Fund (Budgeted)	3,276.41	0.00	3,276.41	-	-	-	-	0.00	3,276.41
401	Grant Fund	0.00	0.00	0.00	372,613.00	(120.00)	-	-	372,493.00	372,493.00
601	Interest & Sinking	26,233.67	0.00	26,233.67	650.26	-	-	-	650.26	26,883.93
895	Health Plan	316,193.15	0.00	316,193.15	3,003,052.51	(2,706,934.70)	(65,339.93)	-	230,777.88	546,971.03
895	Health Plan CD	516,557.15	0.00	516,557.15	16,331.06	-	-	600,003.00	616,334.06	1,132,891.21
895	Health Plan CDARS	527,533.96	0.00	527,533.96	7,129.11	-	-	(534,663.07)	(527,533.96)	0.00
898	MRP/DPC Clearing	11,964.34	0.00	11,964.34	64,306.20	(63,503.45)	-	-	802.75	12,767.09
	District Clerk Clearing	22,120.01	0.00	22,120.01	325,669.41	(318,173.71)	-	-	7,495.70	29,615.71
	JP1 Clearing	17,807.75	0.00	17,807.75	139,430.41	(150,197.66)	-	-	(10,767.25)	7,040.50
	JP2 Clearing	13,091.03	0.00	13,091.03	150,347.23	(157,113.94)	-	-	(6,766.71)	6,324.32
	JP3 Clearing	8,067.27	0.00	8,067.27	71,276.59	(78,145.52)	-	-	(6,868.93)	1,198.34
	JP4 Clearing	4,479.50	0.00	4,479.50	53,135.28	(55,092.58)	-	-	(1,957.30)	2,522.20
	Treasurer's Credit Card	0.00	0.00	0.00	230.00	(230.00)	-	-	0.00	0.00
	TOTAL BANKTEXAS - NON POOLED CASH ACCOUNTS	1,494,624.06	-	1,494,624.06	4,204,612.63	(3,529,511.56)	\$0.00	\$0.00	675,101.07	2,169,725.13
TEXPOOL ACCOUNTS										
601	Interest & Sinking	37,742.64	0.00	37,742.64	339.40	0.00	0.00	0.00	339.40	38,082.04
895	Health Plan	1,203.00	0.00	1,203.00	10.93	0.00	0.00	0.00	10.93	1,213.93
	TOTAL TEXPOOL - NON POOLED CASH ACCOUNTS	38,945.64	-	38,945.64	350.33	\$0.00	\$0.00	\$0.00	350.33	39,295.97
	TOTAL CASH IN BANK - NON POOLED CASH ACCOUNTS	1,533,569.70	-	1,533,569.70	4,204,962.96	(3,529,511.56)	\$0.00	\$0.00	675,451.40	2,209,021.10
	TOTAL CASH IN BANK - ALL TREASURER'S ACCOUNTS	28,095,255.96	(1,140.57)	28,094,115.39	29,030,523.16	(26,554,238.41)	\$0.00	\$0.00	2,476,284.75	30,570,400.14

Miscellaneous Information

Indebtedness as of 8/31/2020: \$0.00 Certificate of Obligation: None 0.00

RB Line of Credit-Railroad Commission \$25,000 CD Secured - Current Balance Available \$27,741

Bank Texas (including CDARS and ICS)	Cash Balance	\$ 30,643,529.58
Non-Depository Investments	Cash Balance	496,120.00
TexPool:	Cash Balance	562,735.63
Total		\$ 31,702,385.21
Bank Texas Interest Income:		\$ 90,996.92
Certificates of Deposit:		192,853.22
CDARS Interest Income:		112,575.46
TexPool Interest Income:		21,314.97
Total Interest Income		\$ 417,740.57

0.00

I, Becky S. Burford, County Treasurer, in and for the County of Wood, State of Texas, do hereby present the August 2020 Statement of Cash Accounts Activity, the attached Treasurer's Report of Cash Receipts and Disbursements, and the Report of Securities as true and correct statements, to the best of my knowledge, of accounts under the control of Wood County Treasurer and furthermore state that the fund balances are on deposit earning interest in accordance with the Wood County Investment Policy earning interest in accordance with the Wood County Depository Contract.

Presented, examined, and accepted at the regular term of Commissioners Court on this the 15 day of December, 2020.

Becky S. Burford

 Becky S. Burford, Wood County Treasurer

Fern Hebron

 Lucy Hebron, County Judge

Virgil Holland, Jr.

 Virgil Holland, Jr. Commissioner Precinct 1

Jerry Gaskill

 Jerry Gaskill, Commissioner Precinct 2

Mike Simmons

 Mike Simmons, Commissioner Precinct 3

Russell Abler


 Russell Abler, Commissioner Precinct 4

Terri Sellars

 Terri Sellars, Auditor

ATTEST:
Kelley Price

 Kelley Price, County Clerk



**WOOD COUNTY, TEXAS
 RECAP OF FUNDS BY BANK ACCOUNTS
 FOR THE YEAR-TO-DATE ENDING AUGUST 31, 2020**

FILED FOR RECORD
 2020 DEC 15 PM 2:58
 JELLEY RIVER
 COUNTY CLERK, WOOD COUNTY, TEXAS

Fund	Beginning Cash Balance	M-T-D Receipts	M-T-D Disbursements	Transfers	Ending Balance	BankTexas Quitman	Allocation of Cash			Total Cash
							BankTexas CDARS	Non-Depository Banks	TexPool	
200 Road & Bridge CD Restricted	\$ 27,299.82	\$441.57	0.00	0.00	\$27,741.39	\$27,741.39	\$0.00	\$0.00	\$0.00	\$27,741.39
233 Sheriff Forfeiture Fund	3,276.41	\$0.00	0.00	0.00	3,276.41	3,276.41	0.00	0.00	0.00	\$3,276.41
401 Texas Comm. Dev. Program	0.00	\$372,613.00	(120.00)	0.00	372,493.00	372,493.00	0.00	0.00	0.00	\$372,493.00
601 Interest and Sinking	63,976.31	\$989.66	0.00	0.00	64,965.97	26,883.93	0.00	0.00	38,082.04	\$64,965.97
890 Pooled Funds	13,270,514.41	\$24,544,766.25	(23,024,726.85)	(6,575,400.11)	8,215,153.70	8,215,153.70	0.00	0.00	0.00	\$8,215,153.70
890 Pooled CDs	13,290,031.28	\$280,793.95	0.00	6,575,400.11	20,146,225.34	17,183,433.31	2,466,672.03	496,120.00	0.00	\$20,146,225.34
895 Health Plan Fund	317,396.15	\$3,003,063.44	(2,706,934.70)	(65,339.93)	548,184.96	546,971.03	0.00	0.00	1,213.93	\$548,184.96
895 Health Plan CDs	1,044,091.11	\$23,460.17	0.00	65,339.93	1,132,891.21	1,132,891.21	0.00	0.00	0.00	\$1,132,891.21
898 MRP/DPC Clearing	11,964.34	\$64,306.20	(63,503.45)	0.00	12,767.09	12,767.09	0.00	0.00	0.00	\$12,767.09
District Clerk Clearing	22,120.01	\$325,669.41	(318,173.71)	0.00	29,615.71	29,615.71	0.00	0.00	0.00	\$29,615.71
JP1 Clearing	17,807.75	\$139,430.41	(150,197.66)	0.00	7,040.50	7,040.50	0.00	0.00	0.00	\$7,040.50
JP2 Clearing	13,091.03	\$150,347.23	(157,113.94)	0.00	6,324.32	6,324.32	0.00	0.00	0.00	\$6,324.32
JP3 Clearing	8,067.27	\$71,276.59	(78,145.52)	0.00	1,198.34	1,198.34	0.00	0.00	0.00	\$1,198.34
JP4 Clearing	4,479.50	\$53,135.28	(55,092.58)	0.00	2,522.20	2,522.20	0.00	0.00	0.00	\$2,522.20
Treasurer's Credit Card	0.00	\$230.00	(230.00)	0.00	0.00	0.00	0.00	0.00	0.00	0.00
Grand Total	\$ 28,094,115.39	\$ 29,030,523.16	\$ (26,554,238.41)	\$ -	\$ 30,570,400.14	\$ 27,568,312.14	\$ 2,466,672.03	\$ 496,120.00	\$ 39,295.97	\$ 30,570,400.14
	\$ -	0.00	0.00	0.00	0.00					0.00

SECURITIES PLEDGED TO WOOD COUNTY, TEXAS

Report as of AUGUST 31, 2020

Pledge Date	Description	CUSIP	Maturity Date	Current Par	Market Value 31-Jul-20	Market Value 31-Aug-20
02/09/2013	Ferris TX	31569CT3	03/01/2021	105,000	105,302	105,287
02/07/2013	Ferris TX	315669CU0	03/01/2022	110,000	110,316	110,298
08/27/2019	Carthage Tx	146717NZ2	08/15/2023	590,000	634,987	634,138
01/09/2019	Randall Co. TX	752278KH3	08/01/2025	415,000	464,377	464,970
08/19/2019	Pearson PL Raod Dist Tx	7051TAK9	08/15/2027	200,000	228,426	228,464
05/31/2017	Wylie-Ref Tx	983064TW6	02/15/2029	625,000	646,869	645,806
01/03/2018	FHLMC	3132LKA34	10/01/2030	1,958,697	2,084,029	2,066,476
	Fort Worth 15 High LTV	3132LKA34	10/01/2030	1,000,000	1,263,940	1,263,390
	Plano ISD-Bldg TX	727199YK1	02/15/2031	1,000,000	1,170,420	1,171,580
02/10/2020	Pleasant Grv ISD - Unref Tx	728292HV8	02/15/2031	350,000	370,482	369,877
01/04/2019	Denton Util Sys TX	249015C89 #2	12/01/2034	500,000	619,865	620,230
	Temple TX Indep Sch D TX	88081PC2	02/01/2035	1,000,000	1,139,640	1,140,730
	Conroe ISD - REF TX	208418F24	02/15/2035	1,000,000	1,159,240	1,158,440
	Waller ISD -REF TX	932493GN3	02/15/2035	1,000,000	1,152,780	1,154,170
	Waller ISD -REF TX	932493GN3	02/15/2035	1,000,000	1,152,780	1,154,170
01/04/2019	Newark Hgr Edu-A-REF TX	650346BN8	08/15/2035	500,000	561,565	562,280
10/02/2019	Longview- IMPT TX	543247Y53	09/01/2035	2,000,000	2,370,660	2,369,920
01/04/2019	Jourdanton ISD-GLDG TX	481124EA9	02/15/2036	535,000	645,483	645,836
11/15/2019	Crowley ISD-B-REF TX	228130DU1	08/01/2036	1,000,000	1,208,480	1,208,500
11/15/2019	San Antonio ISD-A-REF TX	796269XV5	08/01/2036	1,000,000	1,143,500	1,142,080
11/15/2019	Buda TX	118828HC9	08/15/2036	1,000,000	1,122,090	1,131,760
01/04/2019	Lubbock Cooper ISD TX	549108SC3	02/15/2037	530,000	615,786	615,266
01/03/2018	Conroe-A-CTFS Oblig TX	208399G82	03/01/2037	420,000	486,650	486,263
11/15/2019	Austin ISD TX	052430PT6	08/01/2037	1,115,000	1,360,634	1,361,415
11/15/2019	Hutto - CTFS Oblig Tx	448474PM2	08/01/2037	1,000,000	1,156,840	1,156,110
10/02/2019	Forney ISD-REF TX	346425BZ3	08/15/2037	1,255,000	1,551,105	1,551,732
				\$21,208,697	\$24,526,246	\$24,519,188

0 0 (0)

Total BankTexas Account Balances as of report date:


\$22,149,764

\$24,262,681

111%

101%

* plus \$250,000 FDIC coverage

WOOD COUNTY, TEXAS											Accumulated		
INVESTMENT ACTIVITY FOR AUGUST 31, 2020											Accrued		
CD ID	Description	Bank	Acct	Maturity Date	Original Principal	Current Balance	Purchases/Deposits	Interest Credited	Withdrawals	Current Balance	This Month's	Accumulated	
						07/31/2020				08/31/2020	Unpaid Interest	Unpaid Interest	
16	*7485 DPC 12 MONTH	BTH	DPC	11/10/2020	\$ 500,000.00	\$ 549,518.50		\$ 956.76		\$ 550,475.26	\$ 680.17	\$ 680.17	
17	*7507 DPC 12 MONTH	BTH	DPC	11/10/2020	250,000.00	274,759.26		478.38		275,237.64	340.08	340.08	
18	*7523 HP 12 MONTH	BTH	HP	11/10/2020	75,000.00	82,427.75		143.51		82,571.26	102.02	102.02	
58	*182 DPC 365 DAY	CNB	DPC	10/15/2020	124,200.00	120,686.24		0.00		120,686.24	119.86	198.36	
59	*183 DPC 365 DAY	CNB	DPC	10/15/2020	124,200.00	126,543.40		0.00		126,543.40	125.68	208.01	
60	*884 DPC 365 DAY	FNBW	DPC	10/16/2020	117,500.00	124,445.18		0.00		124,445.18	157.68	238.98	
61	*885 DPC 365 DAY	FNBW	DPC	10/16/2020	117,500.00	124,445.18		0.00		124,445.18	157.68	238.98	
86	*4149 365 DAY	BTH	DPC	12/31/2020	500,000.00	538,845.87		938.18		539,784.05	30.31	30.31	
87	*4180 365 DAY	BTH	HP	12/31/2020	127,500.00	137,405.67		239.24		137,644.91	7.73	7.73	
123	CD 24 month	BTH	DPC	08/13/2022	500,000.00	546,082.78		1,020.35		547,103.13	256.31	256.31	
124	CD 24 month	BTH	DPC	08/13/2022	500,000.00	546,082.78		1,020.35		547,103.13	256.31	256.31	
203I	CDARS 30 Month	BTH	DPC		750,007.00	800,836.55		94.36	(800,930.91)	0.00	0.00	0.00	
204I	CDARS 30 Month	BTH	HP		250,001.00	266,944.08		31.45	(266,975.53)	0.00	0.00	0.00	
205I	CDARS 30 Month	BTH	DPC		750,008.00	800,837.59		94.36	(800,931.95)	0.00	0.00	0.00	
206D	CDARS 30 Month	BTH	DPC	09/17/2020	750,008.00	777,665.21		561.83		778,226.84	0.00	0.00	
207D	CDARS 30 Month	BTH	DPC	09/17/2020	750,009.00	777,666.21		561.82		778,227.83	0.00	0.00	
208	CD DPC 12 MONTH	BTH	DPC	09/17/2020	850,000.00	868,752.71		1,756.07		870,508.78	0.00	0.00	
209	CD DPC 12 MONTH	BTH	DPC	09/17/2020	850,001.00	868,753.75		1,756.07		870,509.82	0.00	0.00	
210	CD HP 12 MONTH	BTH	HP	09/17/2020	300,000.00	306,618.61		619.79		307,238.40	0.00	0.00	
211	CD 24 month	BTH	DPC	10/03/2021	500,002.00	507,749.40		884.04		508,633.44	828.44	828.44	
212	CD 24 month	BTH	DPC	10/03/2021	500,003.00	507,750.40		884.04		508,634.44	828.44	828.44	
213	CD 12 month	BTH	DPC	10/03/2020	850,002.00	863,172.53		1,502.87		864,675.40	1,408.35	1,408.35	
214	CD 24 month	BTH	DPC	10/31/2021	500,003.00	507,750.40		884.04		508,634.44	28.56	28.56	
215	CD 12 month	BTH	DPC	10/31/2020	850,003.00	863,173.56		1,502.87		864,676.43	48.56	48.56	
216	CD 12 month	BTH	HP	10/31/2020	300,001.00	304,649.42		530.42		305,179.84	17.14	17.14	
217	CDARS 24 Month	BTH	DPC	02/02/2022	900,000.00	908,634.03		1,583.33		910,217.36	0.00	0.00	
218	CD 18 month	BTH	DPC	08/21/2021	875,000.00	881,025.51		1,242.13		882,267.64	441.37	441.37	
219	CD 18 month	BTH	DPC	08/21/2021	875,001.00	881,026.51		1,242.13		882,268.64	441.37	441.37	
220	CD 12 month	BTH	DPC	04/07/2021	850,004.00	852,124.94		723.72		852,848.66	584.14	584.14	
221	CD 12 month	BTH	DPC	04/07/2021	850,005.00	852,125.95		723.72		852,849.67	584.14	584.14	
222	CD 12 month	BTH	DPC	05/07/2021	850,006.00	851,427.15		723.13		852,150.28	583.66	583.66	
223	CD 24 month	BTH	DPC	05/07/2022	500,004.00	500,955.15		465.03		501,440.18	391.53	391.53	
224	CD 12 month	BTH	DPC	06/10/2021	850,007.00	850,705.64		722.52		851,428.16	513.18	513.18	
225	CD 24 month	BTH	DPC	06/10/2022	500,005.00	500,473.50		464.57		500,958.07	344.21	344.21	
226	CD 12 month	BTH	DPC	07/10/2021	850,008.00	850,008.00		721.92		850,729.92	559.38	559.38	
227	CD 24 month	BTH	DPC	07/10/2022	500,006.00	500,006.00		464.12		500,490.12	343.89	343.89	
228	CD 12 month	BTH	HP	07/10/2021	300,002.00	300,002.00		254.80		300,256.80	180.97	180.97	
228A	CD 12 month	BTH	DPC	08/20/2021	850,009.00	-	850,009.00	0.00		850,009.00	0.00	0.00	
229	CD 12 month	BTH	DPC	08/20/2021	850,010.00	-	850,010.00	0.00		850,010.00	0.00	0.00	
230	CD 24 month	BTH	DPC	08/20/2022	500,007.00	-	500,007.00	0.00		500,007.00	0.00	0.00	
Restricted	RB CD *1703 RRC	BTH*	DPC	03/28/2021	25,000.00	27,717.85		23.54		27,741.39	4.56	4.56	
Total CDs					\$ 22,811,022.00	\$ 20,949,795.26	\$ 2,200,026.00	\$ 25,875.06	\$ (1,868,838.39)	\$ 21,306,857.93	\$ 10,365.72	\$ 10,889.17	
TEXPOOL					WAM	259	0.00	(0.00)		357,039.12	(0.00)	(0.00)	
Deposit Pooled Cash					TXP	DPC	\$ 523,445.72	\$ -	\$ 78.64	\$ 523,524.36	n/a	n/a	
Interest & Sinking					TXP	I&S	38,076.29	5.75	-	38,082.04	n/a	n/a	
Health Plan					TXP	HP	1,213.62	0.31	-	1,213.93	n/a	n/a	
Total Pools							\$ 562,735.63	\$ -	\$ 84.70	\$ 562,820.33			
Insured Cash Sweeps Accounts													
Deposit Pooled Cash					BTH*	Daily	n/a	\$ 5,659,245.33	\$ 1,999,638.21	\$ 506.13	\$ (3,873,437.87)	n/a	n/a
Accounts Payable Cash					BTH*	Daily	n/a	697,806.13	899,371.84	73.12	633,467.07	n/a	n/a
Payroll Cash					BTH*	Daily	n/a	246,888.04	727,515.38	47.04	269,025.00	n/a	n/a
Health Plan					BTH*	Daily	n/a	10.59	404,690.21	17.70	234,872.85	n/a	n/a
Total Sweeps							\$ 6,604,050.09	\$ 4,031,215.64	\$ 643.99	\$ (5,712,593.00)			
Total Investments					Total WAM days	252	\$ 28,116,580.98	\$ 6,231,241.64	\$ 26,603.75	\$ (7,581,431.39)	\$ 26,792,994.98	\$ 10,365.72	\$ 10,889.17
Investments By Type													
BT - Traditional CD							\$ 18,316,324.51				68.36%		
BT - CDARS							2,466,672.03				9.21%		
Non-Depository CD							496,120.00				1.85%		
BT-Restricted CD							27,741.39				0.10%		
BT-ICS *							4,923,316.72				18.38%		
Money Market Accts							0.00				0.00%		
Pools							562,820.33				2.10%		
Total							\$ 26,792,994.98				100.00%		
							0.00						
* Does not include in-transit items which can be either positive or negative.													
Note BT* - BankTexas is the county's placement bank for both CDARS and ICS accounts into other FDIC covered banks. For bank details use Supplement Investment Schedule.													
I hereby submit the above report in addition to attached Supplement Investment Schedule as the written report of investment transactions for all invested funds held by Wood County Treasurer for period shown above and certify that these investments are in compliance with the local investment policy and Public Funds Investment Act.													
 Becky S. Burford, Wood County Treasurer Wood County Investment Officer 10/09/2020													

FILED FOR RECORD
 2020 DEC 15 PM 2:58
 CLERK, WOOD CO TX

WOOD COUNTY, TEXAS
Supplement Investment Schedule
Summary of FDIC-Insured Institutions
Outside of Depository Bank
08/31/2020

Bank	Location	Balance	Reference	Recap By Type
City National Bank	Quitman, TX	\$ 247,229.64	CD 58& 59	
First National Bank-Winnsboro, TX	Winnsboro, TX	246,890.36	CD 60& 61	496,120.00 Local CD
Great Plains State Bank	Petersburg, NE	246,952.83	CDARS#206D	4,923,316.72 Insured Cash Sweeps
Quad City Bank and Trust Company	Bettendorf, IA	37,368.35	CDARS#206D	2,466,672.03 CDARS
St. Louis Bank	Town and Country, MO	246,952.83	CDARS#206D	\$ 7,886,108.75
Western Alliance Bank	Phoenix, AZ	246,952.83	CDARS#206D	0.00
Merchants Bank, National Association	Winona, MN	74,737.71	CDARS#207D	
Parke Bank	Sewell, NJ	246,952.83	CDARS#207D	
Portage Community Bank	Ravenna, OH	246,952.83	CDARS#207D	
Quad City Bank and Trust Company	Bettendorf, IA	209,584.46	CDARS#207D	
Capstar Bank	Nashville, TN	243,735.98	CDARS#217	
First Arkansas Bank and Trust	Jacksonville, AR	179,009.42	CDARS#217	
First Resource Bank	Exton, Pa	243,735.98	CDARS#217	
MainStreet Bank	Fairfax, VA	243,735.98	CDARS#217	
34589 Atlantic Union Bank	Richmond, VA	248,373.88	ICS-DPC	
35546 Axos Bank	San Diego, CA	15.83	ICS-DPC	
4214 BOKF, National Association	Tulsa, OK	91,028.36	ICS-DPC	
5170 Bank Midwest	Spirit Lake, IA	15.65	ICS-DPC	
110 Bank OZK	Little Rock, AR	8.47	ICS-DPC	
58979 Bank United	Miami Lakes, FL	1.07	ICS-DPC	
19581 Bell Bank	Fargo, ND	248,373.88	ICS-DPC	
12923 Bremer Bank, National Association	South St. Paul, MN	112,368.74	ICS-DPC	
11241 Centennial Bank	Conway, AR	248,373.88	ICS-DPC	
20234 City National Bank of Florida	Miami, FL	9.73	ICS-DPC	
31628 East West Bank	Pasadena, CA	2.99	ICS-DPC	
4977 First Horizon Bank	Memphis, TN	13.46	ICS-DPC	
5452 First National Bank of Omaha	Omaha, NE	0.09	ICS-DPC	
59017 First Republic Bank	San Francisco, CA	3.17	ICS-DPC	
8663 FirstBank	Nashville, TN	248,366.62	ICS-DPC	
7551 Fulton Bank, N.A.	Lancaster, PA	15.65	ICS-DPC	
32974 Gulf Coast Bank and Trust Company	New Orleans, LA	15.65	ICS-DPC	
14650 Hills Bank and Trust Company	Hills, IA	4.35	ICS-DPC	
3664 INB	Springfield, IL	15.65	ICS-DPC	
3076 Independent Bank-McKinney	McKinney, TX	248,373.87	ICS-DPC	
4063 MidFirst Bank	Oklahoma City, OK	248,364.48	ICS-DPC	
16022 New York Community Bank	Westbury, NY	248,373.79	ICS-DPC	
28178 Northwest Bank	Warren, PA	10.47	ICS-DPC	
24045 Pacific Western Bank	Beverly Hills, CA	248,373.88	ICS-DPC	
10634 Pinnacle Bank - Omaha, NE	Omaha, NE	248,373.88	ICS-DPC	
35583 Pinnacle Bank - Nashville, TN	Nashville, TN	105,173.61	ICS-DPC	
12437 Renasant Bank	Tupelo, MS	248,373.88	ICS-DPC	
18983 River City Bank	Sacramento, CA	248,373.88	ICS-DPC	
30337 Sterling National Bank	Yonkers, NY	15.65	ICS-DPC	
28330 TCF National Bank	Sioux Falls, SD	15.65	ICS-DPC	
5969 The Farmers & Merchants State Bank	Archbold, OH	248,373.88	ICS-DPC	
13421 Union Bank & Trust	Lincoln, NE	248,373.88	ICS-DPC	
22858 United Bank - Fairfax	Fairfax, VA	248,373.88	ICS-DPC	
4214 BOKF, National Association	Tulsa, OK	136,702.54	ICS-AP	
110 Bank OZK	Little Rock, AR	1.93	ICS-AP	
3514 Bank of the West	San Francisco, CA	248,360.47	ICS-AP	
12923 Bremer Bank, National Association	South St. Paul, MN	1.76	ICS-AP	
20234 City National Bank of Florida	Miami, FL	1.90	ICS-AP	
31628 East West Bank	Pasadena, CA	5.47	ICS-AP	
59017 First Republic Bank	San Francisco, CA	248,370.71	ICS-AP	
14650 Hills Bank and Trust Company	Hills, IA	8.24	ICS-AP	
6653 Park National Bank	Newark, OH	11.58	ICS-AP	
35583 Pinnacle Bank - Nashville, TN	Nashville, TN	2.17	ICS-AP	
26626 United Texas Bank	Dallas, TX	0.30	ICS-AP	
58979 Bank United	Miami Lakes, FL	8.48	ICS-HP	
12923 Bremer Bank, National Association	South St. Paul, MN	135,996.85	ICS-HP	
8663 FirstBank	Nashville, TN	2.07	ICS-HP	
35583 Pinnacle Bank	Nashville, TN	98,865.45	ICS-HP	
4214 BOKF, National Association	Tulsa, OK	20,630.86	ICS-PAY	
110 Bank OZK	Little Rock, AR	3.91	ICS-PAY	
58979 Bank United	Miami Lakes, FL	0.84	ICS-PAY	
12923 Bremer Bank, National Association	South St. Paul, MN	4.63	ICS-PAY	
20234 City National Bank of Florida	Miami, FL	5.49	ICS-PAY	
5452 First National Bank of Omaha	Omaha, NE	248,373.51	ICS-PAY	
14650 Hills Bank and Trust Company	Hills, IA	0.53	ICS-PAY	
35583 Pinnacle Bank - Nashville, TN	Nashville, TN	5.23	ICS-PAY	
		\$ 7,886,108.75		

COUNTY CLERK
 2020 DEC 15 PM 2:58
 WOOD COUNTY, TEXAS